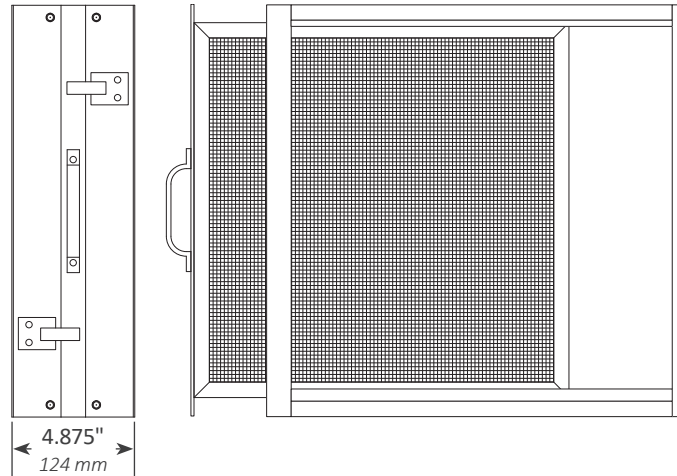


SERIES 6000

FACE AND SIDE REMOVABLE INSECT SCREENS

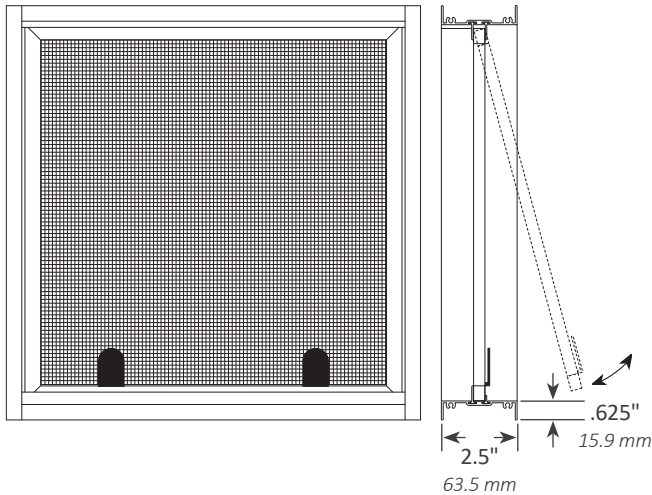
engineering data
and specifications



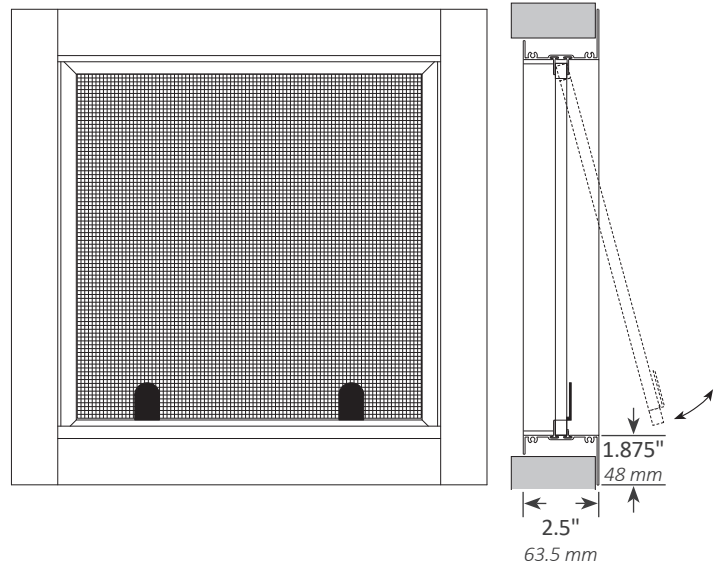
SIDE REMOVABLE

FACE REMOVABLE

INSTALLED IN DUCT TYPE



FLANGED TO WALL TYPE



1. Extruded aluminum (6063-T5) frame is not less than .06" (1.52 mm) in thickness. Frame is 2.5" (63.5 mm) deep.
2. Frame seals are extruded silicone. Seals are secured in an integral slot within the aluminum extrusions.
3. Screen retention consists of roll-formed aluminum with silicone retainer gaskets.
4. Insect screens are 18 x 16 mesh, .011 gauge aluminum.
5. Maximum section size is 36" x 60" (915 mm x 1524 mm).
6. Face Removable screens can be ordered as Installed in Duct or Flanged to Wall mount types

7. Side Removable screens are accessible from the exterior of the duct or wall opening.
8. 1/4" (6.4 mm) is deducted from the opening dimensions to allow for clearance.
9. Face removable screens are "lift and remove type" and come with nylon finger pulls, mounted in screen retention frame.
10. Screens must be installed as stand alone units.
11. Installation of screens must be in accordance with TAMCO installation guidelines.

NOTE:

Insect screens must be cleaned regularly. The accumulation of dust, debris and insects will elevate pressure drop.

SERIES 6000

ENGINEERING DATA AND SPECIFICATIONS

SPX ENGINEERED AIR MOVEMENT

80 Lorne Street
Smiths Falls, ON K7A 5J7, Canada
800 561 3449
tamcodampers.com

TA-6000-TECH-24 | ISSUED 01/2024
© 2024 SPX Engineered Air Movement | All rights reserved
In the interest of technological progress, all products are
subject to design and/or material change without notice.

